

MX Mortise Lockset

Proxess MX Wireless Mortise Lock

The Proxess® MX mortise lock extends the family of e-locks to include locks requiring mortise prep and deadbolt applications. Like other Proxess products, the MX mortise lock is equipped with Bluetooth® (BLE) and 13.56 Mhz RFID/NFC technologies to communicate with our most advanced contactless smart cards, mobile apps, and BLE bridges/gateways, creating automatic updates to the system software.

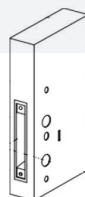
The MX mortise lock saves customers significant time and money by combining all components of a typical access control system (lock, reader, and request-to-exit) in one easy-to-install device. Because the device is equipped with BLE wireless technology, costly wiring installations can be avoided in most applications. Imagine the cost of time and labor saved when compared to traditional EAC door installations.

Proxess supplies wireless locks which provide the features of access control systems at a price more commonly associated with standard, industrial Grade 1 locks. Proxess provides intelligent lock solutions appropriate for all commercial doors, creating significantly more security through the instant electronic “rekey” of locks, time schedules, and audit trails to verify who has entered doors. Proxess mortise locks also utilize four levels of Lockdown features, making them ideal for school lockdown, office buildings, multi-family housing, and most commercial applications.

To design a system that most economically meets your security requirements, reference the **System Design Guide** under the **Solutions** tab of the Proxess.com website or call the Proxess office at 303.317.6656 and ask to talk with the Regional Sales Manager, Field Engineer or Proxess dealer in your area.



MX
DOOR



CX
DOOR




Proxess

proxess.com

FEATURES & BENEFITS






	<p>Both Bluetooth and NFC on board allows lock networking, mobile keys, and emergency lockdown upgrades.</p>
	<p>Unlike mechanical locks, Administrators can decide WHO may enter doors, WHEN users are authorized to enter doors (time schedule), and receive an audit trail of these events.</p>
	<p>Locks can be installed in minutes.</p>
	<p>ANSI Grade 1 Simple, field-reversible lever handing in seconds.</p>
	<p>Emergency mechanical key override includes pick-resistant removable core and patented process which monitors emergency mechanical key operation.</p>
	<p>4 Levels of Connectivity allows customers to migrate from communicating at the door, through smart card linkage, BLE wireless bridges/gateways or online.</p>
	<p>Utilizes Mifare DESFire EV3, the latest and most advanced RFID/NFC contactless smart credential technology. Proxess further protects credential communication by utilizing six layers of security, including 128bit AES encryption and multiple layers of security/encryption.</p>
	<p>Each lock is a communications hub, reacting to real-time broadcasts and delivering conditional and event messaging to nearby Proxess mobile phone apps as well as informing the software of its important status changes.</p>
	<p>Downloadable software app on phone programs locks and is upgradeable to a robust server-based software without changes to the lock.</p>

SPECIFICATIONS

Certifications:	ANSI 156.2 and ANSI 156.25 Grade 1; UL10C Fire-Rated; FCC; RoHS, UL294, ULC Canada	<i>UL Pending</i>
Connectivity:	<ul style="list-style-type: none"> • Bluetooth Communication Up to 100 Feet • RFID/NFC Network-on-Card technology • Mobile Programming Device Up to 100 Feet 	
Users:	Unlimited	
Audits:	5000, Rotating / First-in-First-out (FIFO)	
Time Schedules:	64+	
Door Thickness:	1 3/4" to 2"	
Strike:	Standard ANSI 1 1/4" x 4"; Optional 1 3/16" Lipped T-strike	
Escutcheon Dimensions:	<ul style="list-style-type: none"> • Outside = 5.5" X 3.62" X 1.33" (140mm x 92mm X 33.7mm) • Inside = 7.56" x 3.5" x 1.33" (192mm x 88.9mm x 33.7mm) 	
Operating Temperature:	ANSI Standard -20° to 151° F (-35° to 66° C)	
Functions:	Non-electronic: Passage, privacy	Electronic Programmable Functions <ul style="list-style-type: none"> • Latch only: Entrance, classroom, storefront, and storeroom • Latch & Deadbolt: Entrance, dormitory, hotel, and storeroom • Other custom electronic functions upon request
Emergency Mechanical Keying:	Standard 6-pin or 7-pin, Special Pick-Resistant, SFIC Interchangeable Core (LFIC Option), Custom Keying with Monitored Emergency Key Override	
Lock Reader:	RFID 13.56 MHz, ISO 14443A, BLE	
Visual and Audio Communications:	LED (Tri-Color) Indicator Light and Audio Indicator	
Credentials:	Multi-Application, Mifare DESFire EV3® (EV1, EV2 compatible), NFC or BLE Mobile Keys	
Credential Security:	DESFire EV2; 128-bit AES Encryption	
Indoor/Outdoor:	ANSI Indoor/Outdoor Certified 156.2 Indoor/Outdoor, Normal Operating Humidity: 0 – 100%, Non-Condensation; Optional Outdoor UL IP 65 Equivalent	
Warranty:	5-Year Mechanical Warranty; 2-Year Limited Electronic Warranty	
Batteries:	Four standard alkaline AA Tested to 70,000 cycles	

HOW TO ORDER

NOTE: Customer may leave steps blank if standard option is preferred for that step in the ordering process.

STEP:	1 SERIES	2 FUNCTION	3 LEVER STYLE	4 FINISH	5 KEYING
Standard Product #	MX	STB	8	626	KI
Standard description	MX Mortise lock for mortise cut-out door	STB Standard bolt function (programmable)	8 Curved return 	626 Satin Chrome 	KI Keyed Individually w/ master key
Option description		STL Standard latch function NOTE: All lock functions (Entrance, Classroom, Store-room, Lockdown, etc.) can be programmed electronically.	6 Angled return 	606 Satin Brass  690 Dark Bronze/Black  <i>Other finishes upon request</i>	KA Keyed alike LC Less core CK Custom keying

STEP 6: SPECIFIC INSTRUCTIONS

- **Door thickness**
If door thickness is significantly thicker than 1 3/4", a special length cylinder may be required
- **Handing**
MX is easily reversible in the field by simply rotating the lever 180 degrees before installation
- **Specify 'W'** when exterior trim is exposed to outside environments
- **Specify LFS** for Schlage large format/LFIC levers Less Core

To order software, go to the **Support and Data Sheets** tab on the Proxess website, then proceed to the **Download** tab to choose your software. Typically, you would choose **LoxIQ** software for small, phone-based systems (50 users/doors) and **ProxessIQ** server-based software for large systems. However, LoxIQ doors and users are limited only by the practicality of entering info on a phone vs server software.