

# Proxess CX Wireless Cylindrical Lock



The Proxess® CX Cylindrical Lock is designed to transform the locking industry. The CX represents the next generation in electronic locking systems. It is an intelligent, Grade 1 electronic lock that is simple to install and competitively priced, with an uncompromising goal of delivering the most advanced features in any type of lock—mechanical or electronic.

The CX cylindrical lock is equipped with a low-power Bluetooth® (BLE) module, allowing it to network with Proxess Bluetooth wireless systems and mobile (phone) credentials. This allows administrators to use either the intelligence on the card or our Bluetooth communication network without any modification to the lock. Our *Proxess Bridge* allows the system administrator to communicate with locks when desired, temporarily turning offline locks into online devices. Our virtual network provides complete online-like features such as time schedules, audit trail, emergency lockdown, immediate “rekey,” blacklist, automatic lock and unlock, calendar, holidays, and firmware updates.

The CX cylindrical lock saves customers significant time and money because it installs in a standard cylindrical door preparation, so no extra, unsightly holes need to be drilled. All the components of a typical access control system are combined into one easy-to-install unit (lock, reader, request-to-exit, and door and latch position sensors). Imagine the time and labor costs saved when compared to traditional EAC door installations.

**To design a system that most economically meets your security requirements, reference the System Design Guide under the Solutions tab on the Proxess.com website or call the Proxess office at 303.317.6656 and ask to talk with the Field Engineer or Proxess dealer in your area.**

## FEATURES & BENEFITS



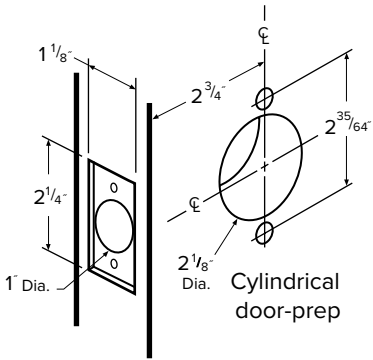
	<p>Bluetooth technology on-board allows lock networking, mobile credentials and emergency lockdown upgrades.</p>
	<p>Unlike mechanical locks, Administrators can decide not only who enters a door, but also WHEN someone is authorized to enter locks (time schedule), and receive an audit trail of these events. Locks can be rekeyed instantly, saving costly and expensive mechanical rekeys.</p>
	<p>Installs in minutes without additional holes or door prep.</p>
	<p><b>Grade 1</b> Simple, field reversible, lever handing in seconds.</p>
	<p>Emergency mechanical key over-ride includes pick resistant removable core and patent pending process which monitors emergency mechanical key operation.</p>
	<p>4 Levels of Connectivity allows customers to migrate from communicating at the door, through smart card linkage, BLE wireless bridges, or online.</p>
	<p>Utilizes Mifare DESFire EV2, the latest and most advanced RFID contactless smart credential technology. Proxess further protects credential communication by utilizing 128bit AES encryption and custom electronic keying.</p>
	<p>Mobile programming device updates lock without cumbersome device programming. Administrator can forward programming capability to other MPD devices on another side of campus or around the world utilizing Proxess' ProxyIQ technology.</p>
	<p>Downloadable software app on phone programs locks. Upgradeable to robust server-based software without changes to the lock</p>




# SPECIFICATIONS

<b>Certifications:</b>	ANSI 156.2 and ANSI 156.25 Grade 1; UL10C Fire-Rated; FCC; RoHS, UL294, ULC Canada
<b>Connectivity:</b>	<ul style="list-style-type: none"> <li>• Bluetooth Communication Up to 100 Feet.</li> <li>• RF and Network-on-Card RF = 1 1/2"</li> <li>• Mobile Programming Device Up to 100 Feet.</li> </ul>
<b>Users:</b>	Unlimited
<b>Audits:</b>	5000, Rotating / First-in-First-out (FIFO)
<b>Time Schedules:</b>	64+
<b>Latch Backset:</b>	Standard 2 3/4"; Option: 2 3/8"
<b>Door Thickness:</b>	1 3/4" to 2"
<b>Strike:</b>	Standard 1 3/16" lipped t-strike; Optional ANSI 1 1/4" x 4"
<b>Escutcheon Dimensions:</b>	<ul style="list-style-type: none"> <li>• Outside = 5.5" X 3.62" X 1.33" (140mm x 92mm X 33.7mm)</li> <li>• Inside = 7.56" x 3.5" x 1.33" (192mm x 88.9mm x 33.7mm)</li> </ul>
<b>Operating Temperature:</b>	ANSI Standard -31° to 151° F (-35° to 66° C)
<b>Functions:</b>	<b>Electronic Programmable Functions</b> Storeroom, Entrance, Classroom, Emergency (Intruder) Classroom; Apartment, Dormitory/Privacy, (Temporary) Construction, others upon request.
<b>Emergency Mechanical Keying:</b>	Standard 7-pin, Special Pick-Resistant, Interchangeable Core, Custom Keying with Monitored Emergency Key Override
<b>Lock Reader:</b>	RFID 13.56 MHz, ISO 14443A, BLE
<b>Visual and Audio Communications:</b>	LED (Tri-Color) Indicator Light and Audio Indicator
<b>Credentials:</b>	Multi-Application, Mifare DESFire EV2®; BLE Mobile Credentials
<b>Credential Security:</b>	DESFire EV2; 128-bit AES Encryption
<b>Indoor/Outdoor:</b>	ANSI Indoor/Outdoor Certified 156.2 Indoor/Outdoor, Normal Operating Humidity: 0 – 100%, Non-Condensation; Optional Outdoor UL IP 65 Equivalent
<b>Warranty:</b>	10-Year Mechanical Warranty; 2-Year Limited Electronic Warranty

## HOW TO ORDER

**NOTE:** Customer may leave steps blank if standard option is preferred for that step in the ordering process.

STEP:	1 SERIES	2 FUNCTION	3 LEVER STYLE	4 STRIKE	5 BACKSET
Standard Product #	CX	ST	8	S2	B1
Standard description	CX Cylindrical Grade 1 lever for standard 2 1/8" cut-out door	ST Standard	8 Curved return	S2 ANSI 4 7/8" strike	B1 2 3/4"
Option description		XC Emergency lockdown classroom	6 Angled return	S1 T-strike 2 3/4"	B2 2 3/8"
		<p><b>NOTE:</b> All lock functions (Entrance, Classroom, Storeroom, etc.) can be programmed electronically.</p> <p><b>EXCEPTION:</b> Emergency Classroom function requires an active RFID fob.</p>			

6 FINISH	7 KEYING	8 MISCELLANEOUS / CUSTOM
<p><b>626</b></p> <p>626 Satin chrome</p>  <p>606 Satin brass</p>  <p>690 Dark bronze (613 equiv.)</p>  <p>Other finishes upon request</p>	<p><b>KA</b></p> <p>KA Keyed alike</p> <p>KI Keyed individually</p>	<p>LC Less core</p> <p>CK Custom keying</p> <p>Specify 'W' when both exterior and interior trim are exposed to outside environments</p>

To order software, go to the **Support and Data Sheets** tab on the Proxess website, then proceed to the **Download** tab to choose your software. Typically, you would choose **LoxIQ** software for small, phone-based systems (50 users/doors) and **ProxessIQ** server-based software for large systems. However, LoxIQ doors and users are limited only by the practicality of entering info on a phone vs server software.