

# Proxess CX Wireless Cylindrical Lock

The Proxess® CX Cylindrical Lock is designed to transform the locking industry. The CX represents the next generation in electronic locking systems. It is an intelligent, Grade 1 electronic lock that is simple to install and competitively priced, with an uncompromising goal of delivering the most advanced features in any type of lock—mechanical or electronic.

The CX cylindrical lock is equipped with a low-power Bluetooth® (BLE) module, allowing it to network with Proxess Bluetooth wireless systems and mobile (phone) keys. This allows administrators to use either the intelligence on the NFC card or our Bluetooth communication network without any modification to the lock. The Proxess Bridge/Gateway allows the system administrator to communicate with locks when desired, temporarily turning offline locks into online devices. Proxess' virtual network provides complete online-like features such as time schedules, audit trail, emergency lockdown, immediate "rekey," blocklist, automatic lock and unlock, calendar, holidays, and firmware updates.

The CX cylindrical lock saves customers significant time and money because it installs in a standard cylindrical door preparation, so no extra, unsightly holes need to be drilled. All the components of a typical access control system are combined into one easy-to-install unit (lock, reader, and request-to-exit). Imagine the time and labor costs saved when compared to traditional EAC door installations.

**To design a system that most economically meets your security requirements, reference the System Design Guide under the Solutions tab of the Proxess.com website or call the Proxess office at 303.317.6656 and ask to talk with a Regional Sales Manager, Field Engineer or Proxess dealer in your area.**



## FEATURES & BENEFITS






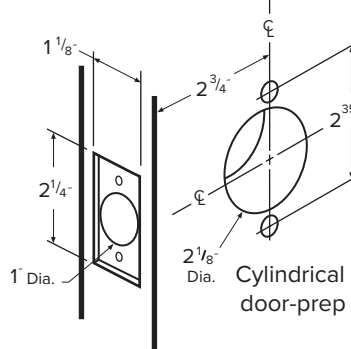
	<p>Both Bluetooth and NFC technologies on board allow lock networking, mobile keys and emergency lockdown upgrades.</p>
	<p>Unlike mechanical locks, Administrators can decide WHO may enter doors, WHEN users are authorized to enter doors (time schedule), and receive an audit trail of these events.</p>
	<p>Installs in minutes without additional holes or door prep.</p>
	<p>ANSI Grade 1 Simple, field-reversible lever handing in seconds.</p>
	<p>Emergency mechanical key over-ride includes pick resistant removable core and patent pending process which monitors emergency mechanical key operation.</p>
	<p>4 Levels of Connectivity allows customers to migrate from communicating at the door, through smart card linkage, BLE wireless bridges/gateways or online.</p>
	<p>Utilizes Mifare DESFire EV3, the latest and most advanced RFID/NFC contactless smart credential technology. Proxess further protects credential communication by utilizing 128bit AES encryption and multiple layers of security/encryption. Proxess further protects credential communication by utilizing 128bit AES encryption and custom electronic keying.</p>
	<p>Each lock is a communications hub, reacting to real-time broadcasts and delivering conditional and event messaging to nearby Proxess mobile phone apps, as well as informing the software of its important status changes.</p>
	<p>Downloadable software app on phone programs locks. Upgradeable to robust server-based software without changes to the lock</p>




## SPECIFICATIONS

<b>Certifications:</b>	ANSI 156.2 and ANSI 156.25 Grade 1; UL10C Fire-Rated; FCC; RoHS, UL294, ULC Canada
<b>Connectivity:</b>	<ul style="list-style-type: none"> <li>• Bluetooth Communication Up to 100 Feet</li> <li>• RF and Network-on-Card NFC</li> <li>• Mobile Programming Device Up to 100 Feet</li> </ul>
<b>Users:</b>	Unlimited
<b>Audits:</b>	5000, Rotating / First-in-First-out (FIFO)
<b>Time Schedules:</b>	64+
<b>Latch Backset:</b>	Standard 2 3/4"; Option: 2 3/8"
<b>Door Thickness:</b>	1 3/8" to 2"
<b>Strike:</b>	Standard 1 3/16" lipped t-strike; Optional ANSI 1 1/4" x 4"
<b>Escutcheon Dimensions:</b>	<ul style="list-style-type: none"> <li>• Outside = 5.5" X 3.62" X 1.33" (140mm x 92mm X 33.7mm)</li> <li>• Inside = 7.56" x 3.5" x 1.33" (192mm x 88.9mm x 33.7mm)</li> </ul>
<b>Operating Temperature:</b>	ANSI Standard -31° to 151° F (-35° to 66° C)
<b>Functions:</b>	<b>Electronic Programmable Functions</b> Storeroom, Entrance, Classroom, Emergency (Intruder) Classroom; Apartment, Dormitory/Privacy, (Temporary) Construction, others upon request.
<b>Emergency Mechanical Keying:</b>	Standard 6-pin or 7-pin, Special Pick-Resistant SFIC, Interchangeable Core (LFIC Option), Custom Keying with Monitored Emergency Key Override
<b>Lock Reader:</b>	RFID 13.56 MHz, ISO 14443A, BLE
<b>Visual and Audio Communications:</b>	LED (Tri-Color) Indicator Light and Audio Indicator
<b>Credentials:</b>	Multi-Application, Mifare DESFire EV3® (EV1 and EV2 compatible); NFC BLE Mobile Keys
<b>Credential Security:</b>	DESFire EV2; 128-bit AES Encryption
<b>Indoor/Outdoor:</b>	ANSI Indoor/Outdoor Certified 156.2 Indoor/Outdoor, Normal Operating Humidity: 0 – 100%, Non-Condensation; Optional Outdoor UL IP 65 Equivalent
<b>Warranty:</b>	5-Year Mechanical Warranty; 2-Year Limited Electronic Warranty
<b>Batteries:</b>	Four standard alkaline AA Tested to 70,000 cycles

## HOW TO ORDER

**NOTE:** Customer may leave steps blank if standard option is preferred for that step in the ordering process.

STEP:	1 SERIES	2 FUNCTION	3 LEVER STYLE	4 STRIKE	5 BACKSET
Standard Product #	CX		8	S2	B1
Standard description	CX Cylindrical Grade 1 lever for standard 2 1/8" cut-out door	<b>NOTE:</b> All lock functions (Entrance, Classroom, Storeroom, Lockdown, etc.) can be programmed electronically.	8 Curved return 	S2 ANSI 4 7/8" strike 	B1 2 3/4" B3 No Faceplate
Option description			6 Angled return  9 Curved no return 	S1 T-strike 2 3/4" 	B2 2 3/8" B4 5" <i>Other backsets upon request</i> 

6 FINISH	7 KEYING	8 MISCELLANEOUS / CUSTOM
626 626 Satin Chrome  606 Satin Brass  690 Dk Bronze/Black  <i>Other finishes upon request</i>	KI Keyed Individ w/Master KA Keyed alike	LC Less core CK Custom keying Specify 'W' when both exterior and interior trim are exposed to outside environments Specify LFS for Schlage LFIC format Less Core (only available in #6 angled lever)

To order software, go to the **Support and Data Sheets** tab on the Proxess website, then proceed to the **Download** tab to choose your software. Typically, you would choose **LoxIQ** software for small, phone-based systems (50 users/doors) and **ProxessIQ** server-based software for large systems. However, LoxIQ doors and users are limited only by the practicality of entering info on a phone vs server software.