

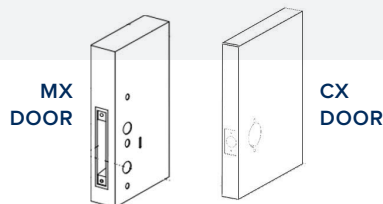
## Proxess MX Wireless Mortise Lock

The **Proxess MX mortise lock** extends the family of e-locks to include locks requiring mortise prep and deadbolt applications. Like other Proxess products, the MX mortise lock is equipped with Bluetooth (BLE) and 13.56 Mhz RF high-frequency technologies to communicate with our most advanced contactless smart cards, mobile apps, and BLE bridges, creating automatic updates to the system software.

The MX mortise lock saves customers significant time and money by combining all components of a typical access control system (lock, reader, and request-to-exit) in one easy-to-install device. Because the device is equipped with BLE wireless technology, costly wiring installations can be avoided in most applications. Imagine the cost of time and labor saved when compared to traditional EAC door installations.

Proxess supplies wireless locks which provide the features of access control systems at a price more commonly associated with standard, industrial Grade 1 locks. Proxess provides intelligent lock solutions appropriate for all commercial doors, creating significantly more security through the instant electronic “rekey” of locks, time schedules, and audit trails to verify who has entered doors. Proxess mortise locks also utilize four levels of Lockdown features, making them ideal for school lockdown, office buildings, multi-family housing, and most commercial applications.

**To design a system that most economically meets your security requirements, reference the System Design Guide under the Solutions tab on the Proxess.com website or call the Proxess office at 303.317.6656 and ask to talk with the Field Engineer or Proxess dealer in your area.**



## FEATURES & BENEFITS






	<p>Bluetooth technology on board allows lock networking, mobile credentials, and emergency lockdown upgrades.</p>
	<p>Unlike mechanical locks, Administrators can decide WHO may enter doors, WHEN users are authorized to enter doors (time schedule), and receive an audit trail of these events.</p>
	<p>Locks can be installed in minutes.</p>
	<p>ANSI Grade 1 Simple, field-reversible lever handing in seconds.</p>
	<p>Emergency mechanical key override includes pick-resistant removable core and patented process which monitors emergency mechanical key operation.</p>
	<p>4 Levels of Connectivity allows customers to migrate from communicating at the door, through smart card linkage, BLE wireless bridges, or online.</p>
	<p>Utilizes Mifare DESFire EV2, the latest and most advanced RFID contactless smart credential technology. Proxess further protects credential communication by utilizing six layers of security, including 128bit AES encryption and custom electronic keying.</p>
	<p>Mobile programming device (MPD) updates lock without cumbersome device programming. Administrator can forward programming capability to other MPDs on the other side of campus or around the world utilizing Proxess' Proxy/Q technology.</p>
	<p>Downloadable software app on phone programs locks and is upgradeable to a robust server-based software without changes to the lock.</p>

# SPECIFICATIONS

<b>Certifications:</b>	ANSI 156.2 and ANSI 156.25 Grade 1; UL10C Fire-Rated; FCC; RoHS, UL294, ULC Canada	<i>UL Pending</i>
<b>Connectivity:</b>	<ul style="list-style-type: none"> <li>• Bluetooth Communication Up to 100 Feet</li> <li>• RF and Network-on-Card RF</li> <li>• Mobile Programming Device Up to 100 Feet</li> </ul>	
<b>Users:</b>	Unlimited	
<b>Audits:</b>	5000, Rotating / First-in-First-out (FIFO)	
<b>Time Schedules:</b>	64+	
<b>Door Thickness:</b>	1 3/4" to 2"	
<b>Strike:</b>	Standard ANSI 1 1/4" x 4"; Optional 1 3/16" Lipped T-strike	
<b>Escutcheon Dimensions:</b>	<ul style="list-style-type: none"> <li>• Outside = 5.5" X 3.62" X 1.33" (140mm x 92mm X 33.7mm)</li> <li>• Inside = 7.56" x 3.5" x 1.33" (192mm x 88.9mm x 33.7mm)</li> </ul>	
<b>Operating Temperature:</b>	ANSI Standard -31° to 151° F (-35° to 66° C)	
<b>Functions:</b>	<b>Non-electronic:</b> Passage, privacy	<b>Electronic Programmable Functions</b> <ul style="list-style-type: none"> <li>• Latch only: Entrance, classroom, storefront, and storeroom</li> <li>• Latch &amp; Deadbolt: Entrance, dormitory, hotel, and storeroom</li> <li>• Other custom electronic functions upon request</li> </ul>
<b>Emergency Mechanical Keying:</b>	Standard 6-pin or 7-pin, Special Pick-Resistant, Interchangeable Core, Custom Keying with Monitored Emergency Key Override	
<b>Lock Reader:</b>	RFID 13.56 MHz, ISO 14443A, BLE	
<b>Visual and Audio Communications:</b>	LED (Tri-Color) Indicator Light and Audio Indicator	
<b>Credentials:</b>	Multi-Application, Mifare DESFire EV2®; BLE Mobile Credentials	
<b>Credential Security:</b>	DESFire EV2; 128-bit AES Encryption	
<b>Indoor/Outdoor:</b>	ANSI Indoor/Outdoor Certified 156.2 Indoor/Outdoor, Normal Operating Humidity: 0 – 100%, Non-Condensation; Optional Outdoor UL IP 65 Equivalent	
<b>Warranty:</b>	5-Year Mechanical Warranty; 2-Year Limited Electronic Warranty	
<b>Batteries:</b>	Four alkaline AA (see Service Manual for more details)	

## HOW TO ORDER

**NOTE:** Customer may leave steps blank if standard option is preferred for that step in the ordering process.

STEP:	1 SERIES	2 FUNCTION	3 LEVER STYLE	4 FINISH	5 KEYING
Standard Product #	<b>MX</b>	<b>STB</b>	<b>8</b>	<b>626</b>	<b>KA</b>
Standard description	<b>MX</b> Mortise lock for mortise cut-out door	<b>STB</b> Standard bolt function (programmable)	<b>8</b> Curved return	<b>626</b> Satin Chrome	<b>KA</b> Keyed alike
Option description		<b>STL</b> Standard latch function	 <b>6</b> Angled return	 <b>606</b> Satin Brass	<b>KI</b> Keyed individually
				 <b>690</b> Dark Bronze/Black	<b>LC</b> Less core
				 <i>Other finishes upon request</i>	<b>CK</b> Custom keying

### STEP 6: SPECIFIC INSTRUCTIONS

- **Door thickness**  
If door thickness is significantly thicker than 1 3/4", a special length cylinder may be required
- **Handing**  
MX is easily reversible in the field by simply rotating the lever 180 degrees before installation
- **Specify 'W'** when both exterior and interior trim are exposed to outside environments
- **Specify LFS** for Schlage large format/LFIC levers

To order software, go to the **Support and Data Sheets** tab on the Proxess website, then proceed to the **Download** tab to choose your software. Typically, you would choose **LoxIQ** software for small, phone-based systems (50 users/doors) and **ProxessIQ** server-based software for large systems. However, LoxIQ doors and users are limited only by the practicality of entering info on a phone vs server software.